

1 STEPHEN M. LOBBIN
sml@smlavvocati.com
2 SML AVVOCATI P.C.
3 969 Hilgard Ave., Suite 1012
Los Angeles, California 90024
4 (949) 636-1391 (Phone)

5 *Attorney(s) for Digital Verification Systems, LLC*

7 **IN THE UNITED STATES DISTRICT COURT**
8 **FOR THE CENTRAL DISTRICT OF CALIFORNIA**

9 **DIGITAL VERIFICATION**
10 **SYSTEMS, LLC,**
11 *Plaintiff,*
12
13 v.
14 **RPOST US, INC.,**
15 *Defendant.*

CASE NO. 2:22-cv-01354
PATENT CASE
JURY TRIAL DEMANDED
COMPLAINT


16
17 Plaintiff Digital Verification Systems, LLC (“Plaintiff” and/or “DVS”) files
18 this Complaint against Rpost US, Inc. (“Defendant” or “Rpost”) for infringement of
19 United States Patent No. 9,054,860 (hereinafter “the ‘860 Patent”).

20 **PARTIES AND JURISDICTION**

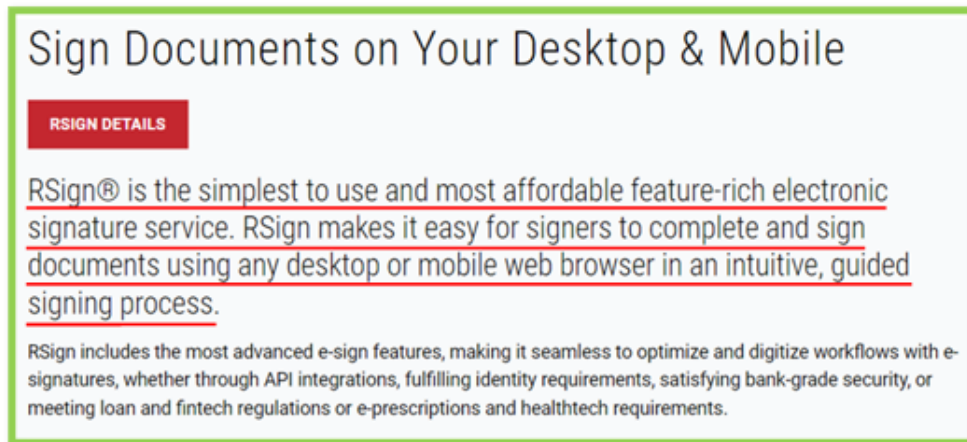
- 21 1. This is an action for patent infringement under Title 35 of the United
22 States Code. Plaintiff is seeking injunctive relief as well as damages.
23 2. Jurisdiction is proper in this Court pursuant to 28 U.S.C. §§ 1331
24 (Federal Question) and 1338(a) (Patents) because this is a civil action for patent
25 infringement arising under the United States patent statutes.
26 3. Plaintiff is a Texas limited liability company with an address of 1 East
27 Broward Boulevard, Suite 700, Fort Lauderdale, FL 33301.
28

1 13. Upon information and belief, Defendant has infringed and continues to
2 infringe one or more claims, including at least Claim 1, of the ‘860 Patent by making,
3 using (at least by having its employees, or someone under Defendant's control, test
4 the accused Product), importing, selling, and/or offering for sale associated hardware
5 and/or software for digital signature services (e.g., RSign service), and any similar
6 products and/or services (“Product”) covered by at least Claim 1 of the ‘860 Patent.
7 Defendant has infringed and continues to infringe the ‘860 patent either directly or
8 through acts of contributory infringement or inducement in violation of 35 U.S.C. §
9 271.

10 14. The Product provides a system for e-signatures. The Product provides
11 for digitally verifying the identification of a sender. Certain aspects of this element
12 are illustrated in the screenshot(s) below and/or in those provided in connection with
13 other allegations herein.



14
15
16
17
18
19 Source: <https://rpost.com/api-solutions/rsign-api/>



20
21
22
23
24
25
26
27
28 Source: <https://rpost.com/product/rsign-templates-more/>

RSign Online Access Makes E-Signatures Easy and Automated

RSign® is the simplest to use and most affordable feature-rich electronic signature service. RSign makes it easy for signers to complete and sign documents using any desktop or mobile web browser in an intuitive, guided signing process.

With a simple user design, sharable templates, template rules and dependencies, custom workflows, real time reporting, advanced document configuration, and much more, RSign® has everything your organization needs in an e-signature service.

Prepare and send a form or document to be filled and signed electronically, always maintaining access, security, and control. Digitize workflows with e-signatures at lower cost with friendlier support staff.

Source: <https://rpost.com/apps/rsign-online/>

15. The Product includes at least one digital identification module structured to be associated with at least one entity. For example, the Product provides a module (e.g., e-signature creation module) to be associated with at least one entity (i.e., a user who needs to use a digital signature). Certain aspects of this element are illustrated in the screenshot(s) below and/or in those provided in connection with other allegations herein.

RSIGN AUDIT TRAIL
SIMPLE, CONTROLLED E-SIGNING, STRONG AUDIT TRAIL

As Easy as 1, 2, 3!

1. Attach, set controls, send.
2. Recipient clicks, views.
3. Recipient signs or types.

Done.
 PDF e-sign record returned.

EMAIL SCREENSHOT: NDA - Please Sign. From: Tom Jones (tom@northe...), To: Lucas Russell. Envelope: 51632684-0718-DFFF-86... View & Sign Document button.

AUTHORIZATION PAGE: AUTHORIZATION FOR... Includes fields for License Plan Number, User Name, and User Email.

AUDIT TRAIL TABLE:

| Signature Date | Signature | Role |
|---------------------|-------------|--------|
| 11/22/2021 10:00 AM | Alice Smith | Sender |
| 11/22/2021 10:00 AM | Alice Smith | Signer |
| 11/22/2021 10:00 AM | Alice Smith | Signer |
| 11/22/2021 10:00 AM | Alice Smith | Signer |

RSIGN RPOST

Source: <https://rpost.com/apps/rsign-online/>

1
2
3
4
5
6
7
8
9
10
11
12
13
14
15
16
17
18
19
20
21
22
23
24
25
26
27
28

1. Authenticate sending server with RSign system
 1. Authenticate sender address with RSign (IP authentication, domain verification, SPF, and DKIM set up).
2. Authorize sending address with RSign service plan for sending address.
3. Create E-Sign Template
 1. Use RSign web interface or iFrame RSign Create interface into sending application
 2. Upload form
 3. Drag-and-drop fields, rules, settings
 4. Save as a template
4. Send
 1. Use RSign APIs to send the template for e-sign to recipients
5. Prepare for return signed contracts and data reports.
 1. Use RSign APIs to receive e-signed PDF and enhanced meta data

Source: <https://rpost.com/api-solutions/rsign-api/templates/>

16. The Product includes a module generating assembly structured to receive at least one verification data element corresponding to the at least one (e.g., a user has a unique login ID and password for accessing and verifying the account for e-signing documents) and create said at least one digital identification module (e.g., creating an e-signature of a user). Certain aspects of this element are illustrated in the screenshot(s) below and/or in those provided in connection with other allegations herein.

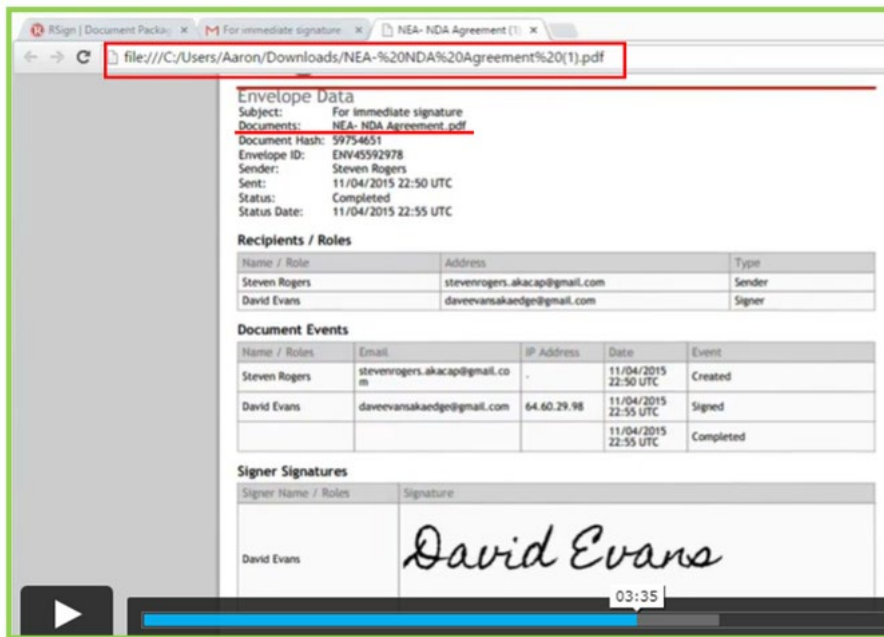
1. Authenticate sending server with RSign system
 1. Authenticate sender address with RSign (IP authentication, domain verification, SPF, and DKIM set up).
2. Authorize sending address with RSign service plan for sending address.
3. Create E-Sign Template
 1. Use RSign web interface or iFrame RSign Create interface into sending application
 2. Upload form
 3. Drag-and-drop fields, rules, settings
 4. Save as a template
4. Send
 1. Use RSign APIs to send the template for e-sign to recipients
5. Prepare for return signed contracts and data reports.
 1. Use RSign APIs to receive e-signed PDF and enhanced meta data

Source: <https://rpost.com/api-solutions/rsign-api/templates/>

- The receiver receives the agreement content converted to read-only – they cannot modify the document or agreement. The e-signed document is electronically signed on the bottom left corner of all pages and a PDF is generated with the signer’s name, email address and time/date stamp along with a signature certificate and Registered Receipt™ forensic audit trail.
- The final e-sign record is digitally signed to maintain and validate integrity.
 - A forensic e-sign audit trail is included and embedded in the signed agreement.
 - The entire transaction is encapsulated in the Registered Receipt™ authenticatable email proof record.

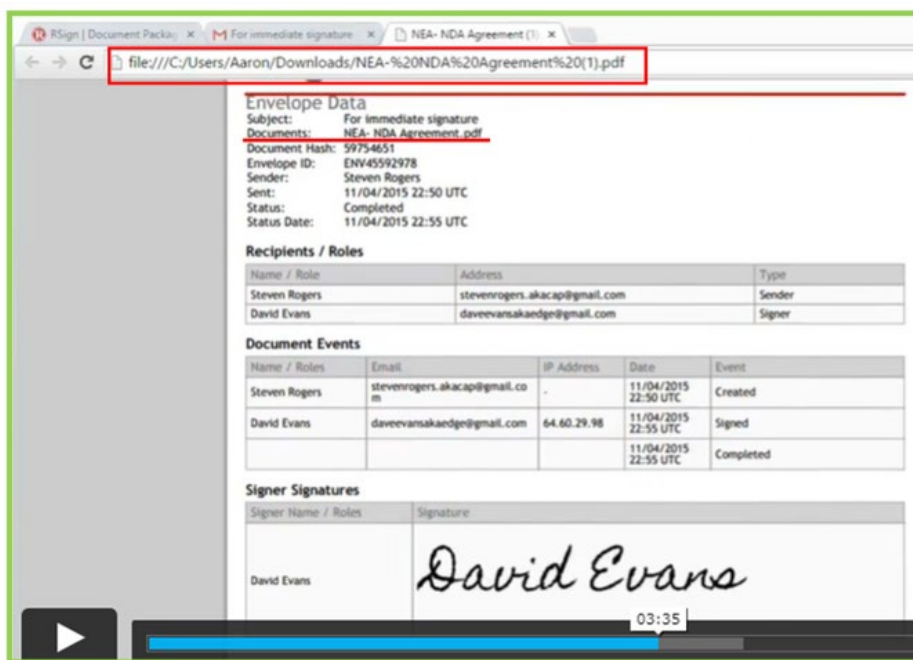
Source: <https://rpost.com/api-solutions/rsign-api/prefill-and-backfill/>

1
2
3
4
5
6
7
8
9
10
11
12
13
14
15
16
17
18
19
20
21
22
23
24
25
26
27
28



Source: <https://rpost.com/product/rmail/rmail-e-sign-click/>

17. The at least one digital identification module is disposable within at least one electronic file. For example, the user can store the e-signature within a document or including PDF, WORD DOC, IMAGES, etc. Certain aspects of this element are illustrated in the screenshot(s) below and/or in those provided in connection with other allegations herein.



Source: <https://rpost.com/product/rmail/rmail-e-sign-click/>

1 The receiver receives the agreement content converted to read-only – they cannot modify the document or
2 agreement. The e-signed document is electronically signed on the bottom left corner of all pages and a PDF is
3 generated with the signer’s name, email address and time/date stamp along with a signature certificate and
4 Registered Receipt™ forensic audit trail.

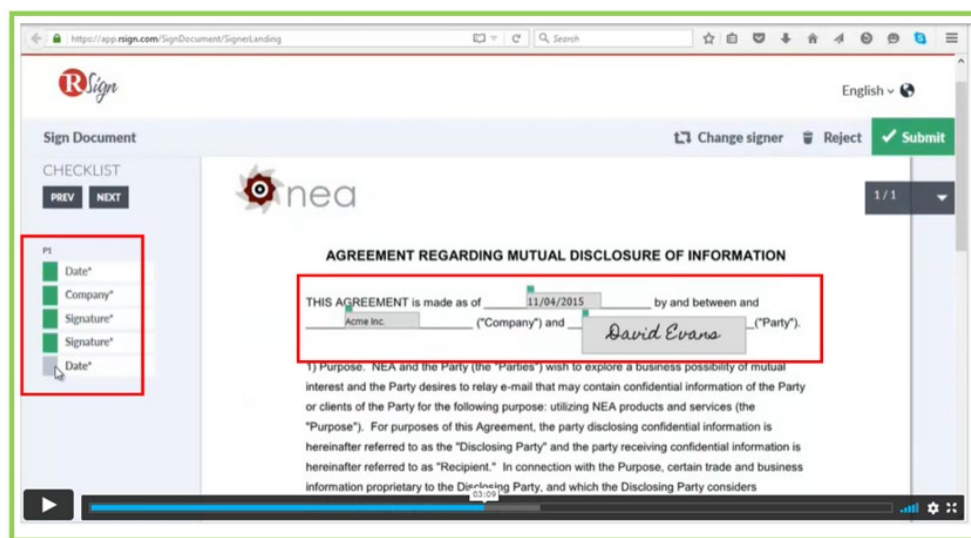
- The final e-sign record is digitally signed to maintain and validate integrity.
- A forensic e-sign audit trail is included and embedded in the signed agreement.
- The entire transaction is encapsulated in the Registered Receipt™ authenticatable email proof record.

5
6 Source: <https://rpost.com/api-solutions/rsign-api/prefill-and-backfill/>

7
8 18. The at least one digital identification module includes at least one primary
9 component structured (e.g., an e-signature of a user is associated with information
10 including username, etc.) to at least partially associate the digital identification module
11 with the at least one entity (e.g., an e-signature is associated with a user, who has to
12 sign digitally). Certain aspects of this element are illustrated in the screenshot(s) below
13 and/or in those provided in connection with other allegations herein.

1. Authenticate sending server with RSign system
 1. Authenticate sender address with RSign (IP authentication, domain verification, SPF, and DKIM set up).
2. Authorize sending address with RSign service plan for sending address.
3. Create E-Sign Template
 1. Use RSign web interface or iFrame RSign Create interface into sending application
 2. Upload form
 3. Drag-and-drop fields, rules, settings
 4. Save as a template
4. Send
 1. Use RSign APIs to send the template for e-sign to recipients
5. Prepare for return signed contracts and data reports.
 1. Use RSign APIs to receive e-signed PDF and enhanced meta data

14
15
16
17
18
19
20
21 Source: <https://rpost.com/api-solutions/rsign-api/templates/>



Source: <https://rpost.com/api-solutions/rsign-api/standard/>

19. The at least one digital identification module is cooperatively structured to be embedded within only a single electronic file (e.g., an e-signature is stored within a document-including PDF, WORD DOC, IMAGES, etc.). Certain aspects of this element are illustrated in the screenshot(s) below and/or in those provided in connection with other allegations herein.

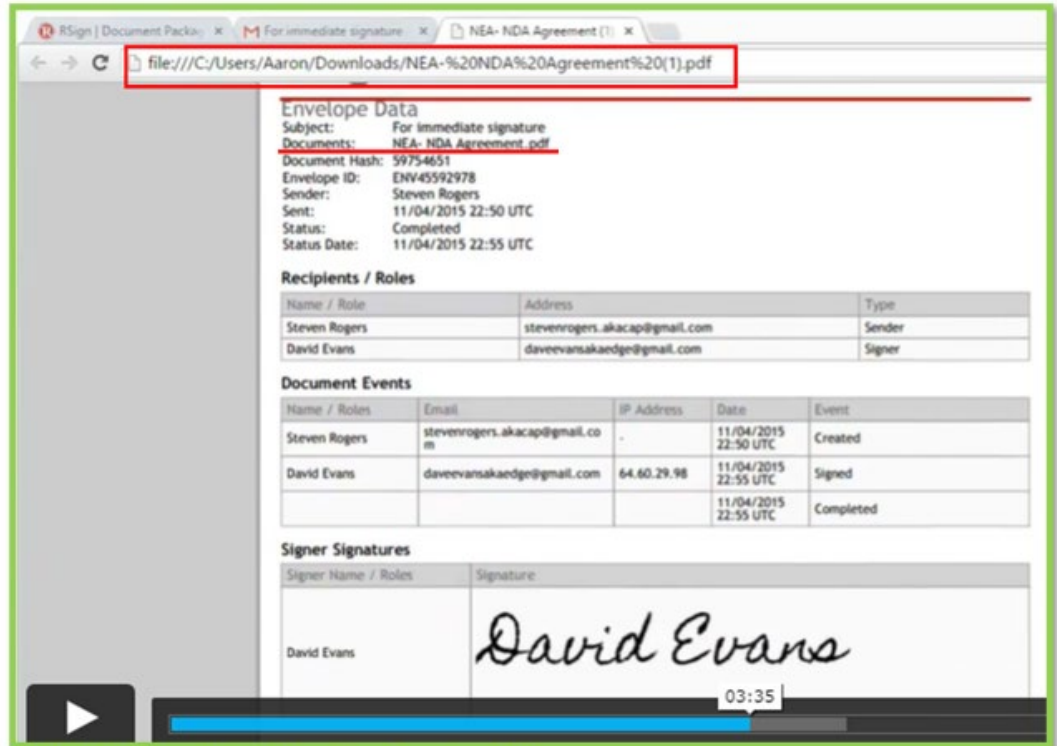
1. Authenticate sending server with RSign system
 1. Authenticate sender address with RSign (IP authentication, domain verification, SPF, and DKIM set up).
2. Authorize sending address with RSign service plan for sending address.
3. Create E-Sign Template
 1. Use RSign web interface or iFrame RSign Create interface into sending application
 2. Upload form
 3. Drag-and-drop fields, rules, settings
 4. Save as a template
4. Send
 1. Use RSign APIs to send the template for e-sign to recipients
5. Prepare for return signed contracts and data reports.
 1. Use RSign APIs to receive e-signed PDF and enhanced meta data

Source: <https://rpost.com/api-solutions/rsign-api/templates/>

The receiver receives the agreement content converted to read-only – they cannot modify the document or agreement. The e-signed document is electronically signed on the bottom left corner of all pages and a PDF is generated with the signer's name, email address and time/date stamp along with a signature certificate and Registered Receipt™ forensic audit trail.

- The final e-sign record is digitally signed to maintain and validate integrity.
- A forensic e-sign audit trail is included and embedded in the signed agreement.
- The entire transaction is encapsulated in the Registered Receipt™ authenticatable email proof record.

Source: <https://rpost.com/api-solutions/rsign-api/prefill-and-backfill/>



Source: <https://rpost.com/product/rmail/rmail-e-sign-click/>

20. Defendant’s actions complained of herein will continue unless Defendant is enjoined by this court.

21. Defendant’s actions complained of herein are causing irreparable harm and monetary damage to Plaintiff and will continue to do so unless and until Defendant is enjoined and restrained by this Court.

22. Plaintiff is in compliance with 35 U.S.C. § 287.

JURY DEMAND

23. Under Rule 38(b) of the Federal Rules of Civil Procedure, Plaintiff respectfully requests a trial by jury on all issues so triable.

PRAYER FOR RELIEF

WHEREFORE, Plaintiff asks the Court to:

(a) Enter judgment for Plaintiff on this Complaint on all causes of action asserted herein;

(b) Enter an Order enjoining Defendant, its agents, officers, servants,

1 employees, attorneys, and all persons in active concert or participation with Defendant
2 who receive notice of the order from further infringement of United States Patent No.
3 9,054,860 (or, in the alternative, awarding Plaintiff a running royalty from the time of
4 judgment going forward);

5 (c) Award Plaintiff damages resulting from Defendant’s infringement in
6 accordance with 35 U.S.C. § 284;

7 (d) Award Plaintiff pre-judgment and post-judgment interest and costs; and

8 (e) Award Plaintiff such further relief to which the Court finds Plaintiff
9 entitled under law or equity.

10
11 Dated: February 28, 2022

Respectfully submitted,

12 /s/Stephen M. Lobbin

13 ***Attorney(s) for Plaintiff***

14
15
16
17
18
19
20
21
22
23
24
25
26
27
28